

FEATURES:

- Make contact with insulated wires without cutting or stripping insulation
- Spring loaded double V clamp holds wire centered for piercing needle
- Pierces insulation on wires from 22 to 14 AWG (0.030" through 0.180" diameter)
- Tiny hole left in insulation can easily be sealed
- High visibility bright yellow body
- 6580 extended length probe has heat resistant Teflon® sleeve.
- 6405 and 6580 mates with standard .16" (4 mm) banana plug test leads, with or without safety shroud (e.g. 5907A or "B" series patch cords).
- 6413 mates with standard .080" (2 mm) standard pin tip test probe (e.g. 5519A).
- Red or black color-coded cap for easy identification
- Rotating banana jack will not twist test lead while the needle is screwed into wire

MATERIALS:

Piercing tip: hardened stainless steel

Spring: steel

Jack: brass

6405 and 6413:

Banana jack, body and tip: nylon red or black caps with high visibility yellow nylon.

6580 series :

Banana jack and body: red or black caps with high visibility yellow nylon.

Tube: Brass encapsulated with high yellow visibility Teflon® insulation.

Tip: Zytrel ST801

RATINGS:

Operating Voltage: 33Vrms or 70Vdc Max.

Current: 1 Amperes Max.

ORDERING INFORMATION:

6405: for banana plug connections, set includes two clips, one red and one black

6413: for pin tip connections, set includes two clips, one red and one black

6580-12-0: for banana plug connections, black, 12.0" (30 cm) in length.

6580-12-2: for banana plug connections, red, 12.0" (30 cm) in length.

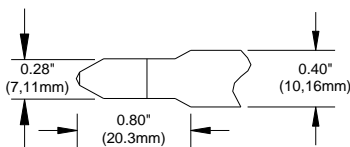
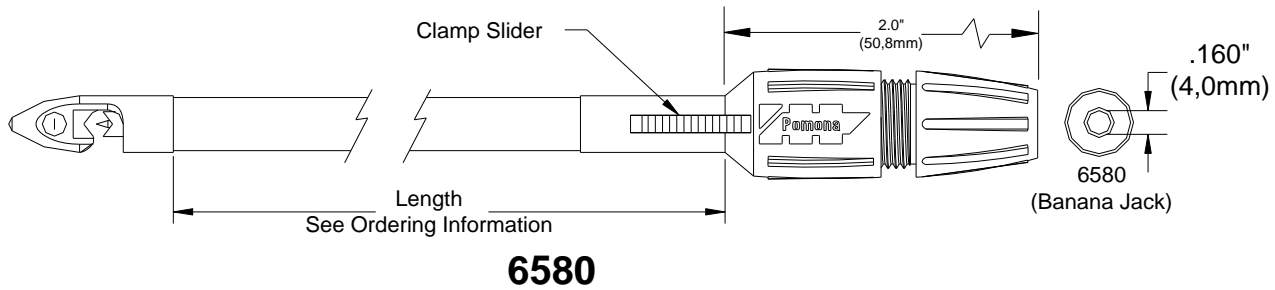
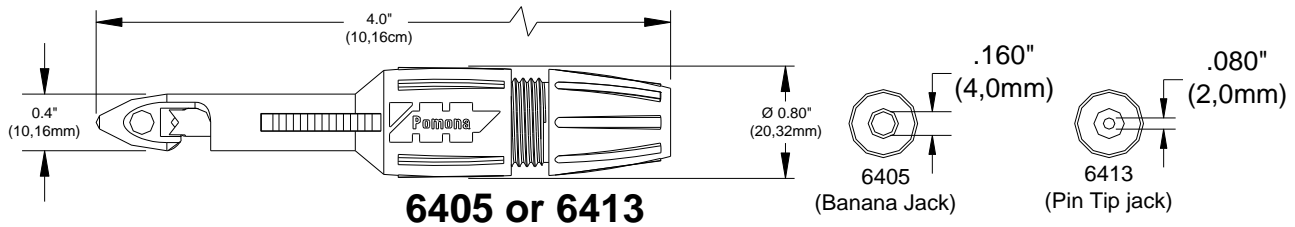
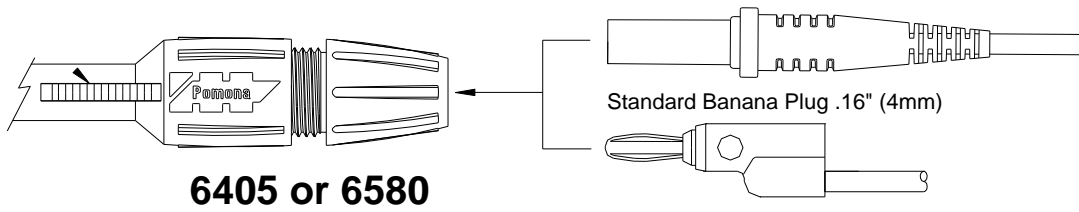
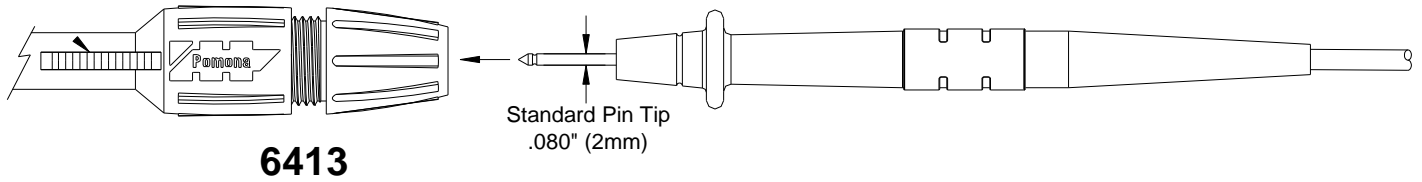
6580-24-0: for banana plug connections, black, 24.0" (60 cm) in length.

6580-24-2: for banana plug connections, red, 24.0" (60 cm) in length.

All dimensions are in inches. Tolerances (except noted): .xx = ±.02" (.51 mm), .xxx = ±.005" (.127 mm).

All specifications are to the latest revisions. Specifications are subject to change without notice.

Registered trademarks are the property of their respective companies.



All dimensions are in inches. Tolerances (except noted): .xx = ±.02" (.51 mm), .xxx = ±.005" (.127 mm).
 All specifications are to the latest revisions. Specifications are subject to change without notice.
 Registered trademarks are the property of their respective companies.

Sales: 800-490-2361 Fax: 888-403-3360 Technical Assistance: 800-241-2060
 For "Where to Buy" information, visit the Pomona web site at www.pomonaelectronics.com